

SINGLE HANDLE DECK MOUNT POT FILLER


Description

- Two durable ceramic disc valves
- Spout extends up to 21" with a height of 12" above counter
- 3" faucet riser tube included for special installations

Flow & Valving

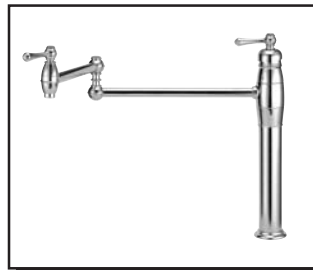
- See Chart

Standards

- ASME A112.18.1
- CSA B125
- NSF 61-9
- Listed IAPMO/UPC
- Energy policy act of 1992
- ADA Accessibility Guidelines for Buildings and Facilities - 4.27.4 Controls and Mechanisms 

Warranty

Danze faucets are covered by a manufacturer's limited "lifetime" warranty for manufacturing defects.

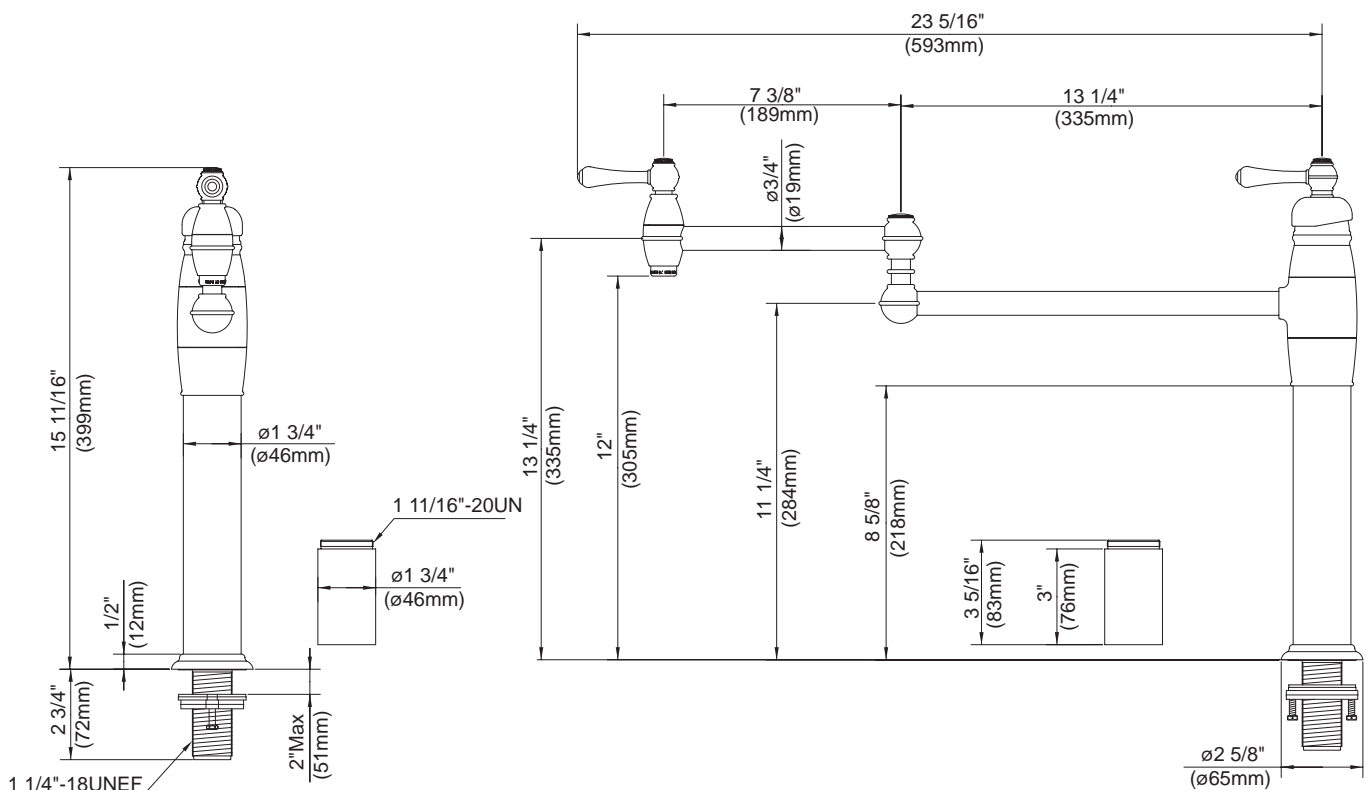
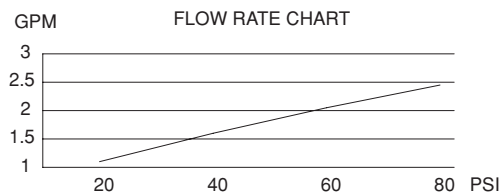


D206057
Opulence™



Available Colors & Finish

- Chrome
- Antique Copper (AC)
- Satin Black (BS)
- Oil Rub Bronze (RB)
- Stainless Steel (SS)



Specific Features: _____ Submitted Model No.: _____

SD206057/03-06.01